



# GS9FE Drywall Sander

May. 2024

Internal & Confidential

**AGP** | GS9FE Drywall Sander

## AGP TAIWAN

Lee Yeong Industrial Co., Ltd.

No.2, Kejia Rd., Douliu City, 64057, Taiwan

Tel : 886-5-5518689 Fax : 886-5-5518635

## AGP EUROPE BV

Evenbroekveld 16D, 9420 Erpe-Mere, Belgium

Tel : +32 53 21 62 22 Fax : +32 53 83 88 20

# Introduction

## Target group & Applications

### GS9FE Introduction

The GS9FE is a long reach drywall sander. With its 1540 mm length, it can reach high on walls and ceilings. The 550 W motor features variable speed for optimal sanding with different sandpaper grits and materials. The 225 mm sanding head uses rotary action for the most efficient sanding results on large areas. The sanding head is gimbal mounted to easily follow the work surface. It uses hook & loop backed sanding mesh discs for excellent dust collection with minimal clogging. The integrated dust collection system connects to a suitable vacuum cleaner for virtually dust free operation. Well-balanced and with a weight of only 4.7 kg, it reduces fatigue for the operator. The edge cutout in the dust skirt allows sanding right up to the edge in corners.

### Target Groups and Applications

The GS9FE is a potent labor saving tool primarily designed for sanding taped drywall in preparation for painting. Typically the drywall mud will need to be sanded and re-applied about 3 times, using finer and finer sandpaper to achieve the required surface smoothness before painting. All of this sanding would be very tedious to do by hand or with a palm sander. The GS9FE allows the sanding to be done quickly, accurately, and without the need for scaffolding.

This tool will primarily be used by drywall installers, tapers, painters, or anyone who needs to do a top quality job as quickly as possible.



# Sales Arguments



## Fully Articulating Sanding Head

The gimbal mounting of the sanding head allows full freedom of movement, allowing the disc to freely follow the surface for best sanding results.



## Half-Moon Door

With the half-moon door temporarily removed, the edge cutout in the dust skirt allows sanding right up to the edge in corners.



## Variable Speed

The variable speed thumbwheel is easy to adjust on the fly and enables the speed to be optimized for sanding conditions.



## Dust Skirt with Brush

The brush on the periphery of the dust skirt helps to control dust and also assists in keeping the sanding head flat to the surface.



## Bail Handle and Soft Grip Column

The bail handle and soft-grip column allow the operator to find the most comfortable hold on the tool for best comfort and control.



## Mesh Sanding Discs

The tool is designed to use mesh sanding discs for superior dust control and minimal clogging.

## Long Reach

1540 mm length for reaching high on walls and ceilings.

# Technical Specification



Model	GS9FE
Power Input	550 W
Voltage, Frequency	220-240 V~ 50-60 Hz or 110-120 V~ 50-60 Hz
Capacity	Ø 225 mm
No Load Speeds	650 - 1600 /min
Rated Load Speeds	280 - 950 /min
Dimensions (L x W x H)	1540 x 260 x 350 mm
Weight	4.7 kg (10.4 lb)

- 1 Dust Skirt
- 2 Column
- 3 On/Off Switch
- 4 Main Handle
- 5 Vacuum Hose Swivel
- 6 Half-Moon Door
- 7 Drive Shaft
- 8 Bail Handle
- 9 Motor Unit
- 10 Speed Control Thumbwheel


# Offer Content

## Standard Accessories

- ① GS9FE Drywall Sander
- ② Hook & Loop Sponge Pad
- ③ Bail Handle
- ④ Vacuum Hose, 4m
- ⑤ Hook & Loop Tie Straps (4)
- ⑥ M6 L-Hex Key
- ⑦ Carry Bag

## Optional Accessories

- ⑧ Hose Protector
- ⑨ 225 mm Mesh Dustless Sanding Discs - various grits



# Comparison Table

Brand

**AGP**

**FLEX**  
The Original

**FLEX**  
The Original

**EIBENSTOCK**  
Elektrowerkzeuge

**metabo**

**metabo**




Long-Reach Drywall Sanders



Model	GS9FE	GE 5	GE 7	ELS 225.1	LSV 5-225	LSV 5-225 COMFORT
Motor Type	<b>Conventional Universal Motor</b>	Conventional Universal Motor	Conventional Universal Motor	Conventional Universal Motor	Conventional Universal Motor	Conventional Universal Motor
Power	<b>550 W</b>	500 W	710 W	590 W	500 W	500 W
Sanding Action	<b>Rotary</b>	Rotary	Rotary or Orbital (changeable heads)	Rotary	Rotary	Rotary
Rated Speed	<b>280 - 950 /min</b>	640 - 960 /min	640 - 960 /min (rotary) 1800 - 2700 /min (orbital, 4mm)	630 - 960 /min	1000 - 1650 /min	1000 - 1650 /min
Speed Adjustment	<b>Stepless Thumb Wheel</b>	Stepless Thumb Wheel	Stepless Thumb Wheel	Stepless Thumb Wheel	Stepless Thumb Wheel	Stepless Thumb Wheel
Abrasive Ø	<b>225 mm</b>	225 mm	225 mm	225 mm	225 mm	225 mm
Length	<b>1.54 m</b>	1.52 m (+0.50 m)	1.52 m (+0.50 m)	1.2 m (+ 0.45 m)	1.56 m	1.56 m / 1.1 m (fully collapsed)
Dimensions	<b>1540 x 260 x 350 mm</b>	1520 x 300 x 224 mm	1520 x 300 x 224 mm	1200 mm	1558 x 267 x 330 mm	1558 x 267 x 330 mm
Weight	<b>4.7 kg</b>	3.9 kg	4.2 kg	4.9 kg	3.8 kg	3.8 kg (1.1 m length) 4.5 kg (1.6 m length)
Bail Handle	<b>Yes</b>	No	No	optional	No	No
Hose Length	<b>4.0 m</b>	4.0 m (not included)	4.0 m (not included)	4.0 m (not included)	4.0 m (not included)	4.0 m (not included)
Dust Skirt Brush	<b>Yes</b>	Yes	Yes	Yes	Yes	Yes
Brush Spring Suspension	<b>Yes</b>	No	No	No	No	No
Half-Moon Door	<b>Yes</b>	No	optional (must use different head)	No	No	No
Extendable	<b>No</b>	Yes (500 mm extension shaft)	Yes (500 mm extension shaft)	Yes (450 mm extension bar)	No	Yes (500 mm extension bar option)
Work Light	<b>No</b>	No	No	No	Yes	Yes
Constant Speed	<b>No</b>	Yes	Yes	No	Yes	Yes
Street Price, before tax		€ 397,66	€ 839,50 (+ € 172,94 for orbital head)	€ 468,56	€ 515,00	€ 547,90

**AGP** | GS9FE Drywall Sander

# Comparison Table

Brand						
Long-Reach Drywall Sanders						
<b>Model</b>	GS9FE	GTR 55-225	7800	DWE7800	LEROS 950CV	LHS E 225 EQ
<b>Motor Type</b>	<b>Conventional Universal Motor</b>	Conventional Universal Motor	Conventional Universal Motor	Conventional Universal Motor	Brushless	EC (electronically commutated brushless DC)
<b>Power</b>	<b>550 W</b>	550 W	530 W	530 W	350 W	400 W
<b>Sanding Action</b>	<b>Rotary</b>	Rotary	Rotary	Rotary	Random Orbital (5 mm orbit)	Rotary
<b>Rated Speed</b>	<b>280 - 950 /min</b>	340 - 910 /min	840 - 1200 /min	840 - 1200 /min	4 000 - 8 000 /min	400 - 920 /min
<b>Speed Adjustment</b>	<b>Stepless Thumb Wheel</b>	Stepless Thumb Wheel	Stepless Thumb Wheel	Stepless Thumb Wheel	Push Buttons, 9 x 500 /min steps	Stepless Thumb Wheel
<b>Abrasive Ø</b>	<b>225 mm</b>	225 mm	225 mm	225 mm	225 mm	225 mm
<b>Length</b>	<b>1.54 m</b>	1.73 m / 1.1 m (fully collapsed)	1.63 m	1.63 m	1.43 m (+ 0.50 m)	1.60 m
<b>Dimensions</b>	<b>1540 x 260 x 350 mm</b>	1730 x 250 x 210 mm	1630 x 300 x 292 mm	1630 x 300 x 292 mm	1430 x 240 x 120 mm	1600 mm
<b>Weight</b>	<b>4.7 kg</b>	4.1 kg (1.1 m length) 4.8 kg (1.7 m length)	3.9 kg	3.9 kg	3.5 kg	4.0 kg
<b>Bail Handle</b>	<b>Yes</b>	No	No	No	No	No
<b>Hose Length</b>	<b>4.0 m</b>	4.0 m (not included)	4.0 m	4.0 m	4.0 m	3.5 m (not included)
<b>Dust Skirt Brush</b>	<b>Yes</b>	Yes	Yes	Yes	No	Yes
<b>Brush Spring Suspension</b>	<b>Yes</b>	No	No	No	No	Yes
<b>Half-Moon Door</b>	<b>Yes</b>	No	No	No	No	Yes
<b>Extendable</b>	<b>No</b>	Yes (500 mm extension bar option)	No	No	Yes (500 mm extension bar)	No
<b>Work Light</b>	<b>No</b>	No	No	No	No	No
<b>Constant Speed</b>	<b>No</b>	No	No	No	Yes	Yes
<b>Street Price, before tax</b>		€ 228,57	€ 425,00	€ 462,00	€ 1155,34	€ 587,83

# Comparison Table

Brand

**AGP**

**FESTOOL**

**DEWALT**

**Makita**

Long-Reach Drywall Sanders



<b>Model</b>	<b>GS9FE</b>	LHS 2 225 EQI-Plus	DCE800B	XLS01Z
<b>Motor Type</b>	<b>Conventional Universal Motor</b>	EC (electronically commutated brushless DC)	Brushless Cordless	Brushless Cordless
<b>Power</b>	<b>550 W</b>	400 W	20 V, 5 Ah (30 min run time) = 200 W	18 V, 5 Ah (35 min run time) = 155 W
<b>Sanding Action</b>	<b>Rotary</b>	Random Orbital (4 mm orbit)	Rotary	Rotary
<b>Rated Speed</b>	<b>280 - 950 /min</b>	5000 - 8500 /min	800 - 1200 /min	600 - 1100 /min
<b>Speed Adjustment</b>	<b>Stepless Thumb Wheel</b>	Stepless Thumb Wheel	Stepless Thumb Wheel	Stepless Thumb Wheel
<b>Abrasive Ø</b>	<b>225 mm</b>	225 mm	225 mm	225 mm
<b>Length</b>	<b>1.54 m</b>	1.65 m / 1.20 m	1.24 m	1.52 m / 1.1 m (fully collapsed)
<b>Dimensions</b>	<b>1540 x 260 x 350 mm</b>	1650 mm	1218 x 275 x 262 mm	1518 x 260 x 273 mm
<b>Weight</b>	<b>4.7 kg</b>	4.0 kg (1.2 m length) 4.7 kg (1.6 m length)	4.7 kg w/ battery	4.9 kg w/ battery
<b>Bail Handle</b>	<b>Yes</b>	No	No	No
<b>Hose Length</b>	<b>4.0 m</b>	3.5 m (not included)	(not included)	(not included)
<b>Dust Skirt Brush</b>	<b>Yes</b>	Yes	Yes	Yes
<b>Brush Spring Suspension</b>	<b>Yes</b>	Yes	No	No
<b>Half-Moon Door</b>	<b>Yes</b>	No	No	Yes
<b>Extendable</b>	<b>No</b>	Yes (450 mm extension shaft option)	No (shortens)	No (shortens)
<b>Work Light</b>	<b>No</b>	Yes	No	No
<b>Constant Speed</b>	<b>No</b>	Yes	Yes	Yes
<b>Street Price, before tax</b>		€ 878,04	€ 694,95 (incl. 2 batteries)	€ 745,45 (incl. 2 batteries)

**Conclusion**

The **AGP** is a solid, dependable drywall sander which has proven itself by many years of reliable service in the field. The motor has one of the highest power of the group. The rotary sanding action is much more efficient than the orbital action of the Mirka. The Mirka is also unreasonably expensive. The **AGP** is the only sander which comes standard with a bail handle, and is one of only a few tools here featuring a half-moon door for edge sanding. Cordless is an extremely poor design choice with the Makita and DeWalt due to the continuous duty cycle required with a drywall sander, which would require very frequent battery changes. There is far less power available as compared to corded. The battery adds unnecessary weight but with no advantage in freedom of movement, since the tool is still required to be tethered to a vacuum cleaner.

**AGP** | GS9FE Drywall Sander



# Tool Dimensions (mm)

