



C406 High Frequency Concrete saw

May. 2024

Internal & Confidential

AGP | C406 High Frequency Concrete Saw

AGP TAIWAN

Lee Yeong Industrial Co., Ltd.

No.2, Kejia Rd., Douliu City, 64057, Taiwan

Tel : 886-5-5518689 Fax : 886-5-5518635

AGP EUROPE BV

Evenbroekveld 16D, 9420 Erpe-Mere, Belgium

Tel : +32 53 21 62 22 Fax : +32 53 83 88 20

Introduction

Target group & Applications

Introduction & Target Group

The C406, together with its P8K Power Converter, is an indispensable tool for professional concrete cutters. Its 6600 W high frequency motor provides the power for the fastest possible cutting and its electronic controls grant excellent performance, motor protection, and operator useability. It incorporates a variety of useful features to maximize work efficiency.


Applications

The C406 is a concrete cutter's go-to tool, being the fastest and most economical solution in most situations. It uses a 16" blade for up to 150 mm depth of cut. With the required flange and blade, it is also capable of flush cutting. The motor and convertor are water-cooled, but with the cooling water flow redirected away from the blade, it can still perform dry cutting and can use the highly effective dust skid.

The C406 is the essential tool in any concrete cutter's arsenal.



Sales Arguments



Super-Efficient High-Frequency Motor

6600 W, water cooled permanent magnet motor for outstanding power and efficiency. Constant speed is maintained regardless of load.

Blade Brake

Fast-acting electronic Blade Brake for safety



Flush cut system

Special design allows very close to flush cutting



Toggle Latches

Blade Guard with Toggle Latches for quick conversion to Flush cutting



Guide Rollers

Guide Rollers for stability and perpendicular cutting



LED Load Indicator

Allows the operator to work at maximum efficiency

Waterproof Hall Effect Switch

Hall Effect Switch is impervious to dust or water



Splash Guard

Spring-loaded Splash Guard

Technical Specifications



Model	C406
Power Input	3 Ø ~380-480 V 6600 W 1 Ø ~200-240 V 3600 W (16 A), 5500 W (32 A)*
No Load Speed	3900 min ⁻¹
Linear speed with 16" blade	82.7 m/s (no load), 53.9 m/s (rated)
Blade Diameter	406 mm (16")
Arbor	25.4 mm (1")
Max. Cutting Depth	150 mm (6")
Cable Length	6 M
Dimensions (LxWxH)	780 x 260 x 300 mm
Weight	10.5 kg (23.1 lb)



Model	P8K
Power Input (maximum)	3 Ø ~380-480 V 16 A 8000 W 1 Ø ~200-240 V 32 A 7000 W
Min. Water Flow (25°C)	3.5 L/min (1 gpm)
Max. Water Pressure	7 bar (100 psi)
Dimensions (LxWxH)	460 x 220 x 260 mm
Weight	7.1 kg (15.6 lb)

Offer Content

Standard Accessories

- ① C406 High Frequency Concrete Saw
- ② Hex Key (M3)
- ③ Wrench (M17)
- ④a * Flush Cutting Flange Kit - 60 mm bolt hole circle
- ④b * Flush Cutting Flange Kit - 88.9 mm bolt hole circle + 3-bolt
- ⑤ Flush Cut Cover Set
[* Choose 4a or 4b]

Optional Accessory

- ⑥ 406 mm (16") Flush Cutting Blade (88.9 mm bolt hole circle)



①



④a 60 mm bolt hole circle



④b 88.9 mm (3-1/2") bolt hole circle + 3 bolt pattern

⑤



⑥
















②















③



Comparison Table

Brand					
Model	C406	TS40	K6500	BELUGA SXM + SQUATINA 400 / 400B	HC S18
Motor Type	PMSM	3 Phase Induction , High Frequency	3 Phase Induction , High Frequency	3 Phase Induction , High Frequency	Hydraulic
Power (Input) 3Ø~380-480 V	6600 W	6500 W / 4800 W	5500 W / 4100 W	8000 W / 5400 W	20 - 34 lpm @ 120 bar
Efficiency 3Ø~380-480 V	90%	74%	75%	67.5%	Not Listed
Power (Input) 1Ø~200-240 V	5500 W (32 A) wired direct 3600 W (16 A) w/ adaptor cable	3700 W / 2700 W	3500 W / 2600 W	3500 W / 2400W	N/A
Efficiency 1Ø~200-240 V	90%	73%	74%	69%	N/A
Blade Diameter	406 mm (16")	400 mm	400 mm	400mm	450 mm - 460 mm
No Load Speed	3900 min ⁻¹	2500 min ⁻¹	4300 min ⁻¹	2800 min ⁻¹	2000 - 3300 min ⁻¹
Linear speed with 16" blade	74.4 m/s	52.3 m/s	90.0 m/s	58.6 m/s	77.8 m/s
Depth Of Cut	150 mm	165 mm	155 mm	165 mm	187 mm
Waterproof / Dustproof Switch	Yes, Hall-Effect Type 	No, (traditional type)	No, (traditional type)	No, (traditional type)	No, (traditional type)
Weight	10.5 kg	9.4 kg	9.8 kg	11.2 kg	9.4 kg
IP Class	IP 55	IP 55	IP 54	IP 67	Not Listed
Blade Guard Material	Aluminum Alloy	Sheet Metal	Plastic	Plastic	Sheet Metal
Flush Cutting	Yes 	No	No	Yes (Must use different sawhead 400B)	No
Quick-Release Blade Guard	Yes 	No	No	No	No
Blade Brake	Yes 	No	No	No	No
Guide Rollers	Yes 	No	No	No (Tool-Free Sprocket Cover)	No
Splash Guard	Yes (removable) 	No	Yes	No	No
LED Indicator	Yes 	No	No	No	No
Dry Cutting Capability	Yes (+ optional dust skid) 	No	No	No	No
Conclusion	The AGP is the best choice for a large, high-powered concrete handsaw. It has the highest efficiency motor of all the tools here. It has many features which the others lack, such as guide wheels, blade brake, LED indicator, dry cutting, and most importantly: flush cutting capability! The AGP C406 only needs to fit a flush cut flange to convert to flush cutting. The only other tool in this list with flush cutting is the Dr. Bender, and to convert it to flush cutting, you would need to purchase a completely different sawhead, which is expensive.				

Comparison Table

Brand						
						
Model	P8K	FU6 U	PP65	PB RX/SX 12	HPP18E	HPP18V FLEX
Power 3Ø 380 V-480 V	16 A (8000 W) (max)	13.5 A (6500 W)	12 A (6500 W)	15 A (12000 W)	11,000 W 3~400 V	Engine: Vanguard 18 HP
Power 3Ø 220 V-240 V	32 A (7000 W) (max)	N/A	At Decreased Power (not quoted)	N/A	N/A	N/A
Power 1Ø 220 V-240 V	32 A (7000 W) (max)	16 A (3700 W)	16 A (3500 W)	16 A (4000 W)	Max Pressure: 160 bar	Max Pressure: 160 bar
Information Indicator	LCD display	2 Flashing LEDs	LCD display	3 Flashing LEDs	N/A	N/A
Min. Water Flow (25°C)	3.5 l/min (1 gpm)	Not Listed	Not Listed	Not Listed	N/A	N/A
Max. Water Pressure	7 bar (100 psi)	3 bar (45 psi)	(Air Cooled)	3 bar (45 psi)	N/A	N/A
Weight	7.1 kg (15.6 lb)	Not Listed	9.5 kg (20.9 lb)	16.5 kg (36.4 lb)	128 kg	105 kg
Dimensions (LxWxH)	460 x 220 x 260 mm	Not Listed	419 x 184 x 351 mm	469 x 173 x 400 mm	805 x 625 x 695 mm	805 x 625 x 695 mm
Packing	Strong Carton	Not Listed	Wooden case	Not Listed	Not Listed	Not Listed

Conclusion

All of the converters can be connected to single phase power with a 16A limitation. But the P8K converter is the only converter here which can be wired directly to a 32A breaker for high power levels on single phase input. All the others cannot exceed 16A, which is very troublesome in cases where 3 phase power is unavailable. The P8K is the only unit here which solves this problem.

The Hycon is a very capable machine, but it is expensive and the operator needs to transport a power pack to the jobsite which weighs over 100kg, plus the hydraulic hoses, etc.

The **AGP C406 + P8K** is clearly the best and most versatile machine.

Tool Dimensions

